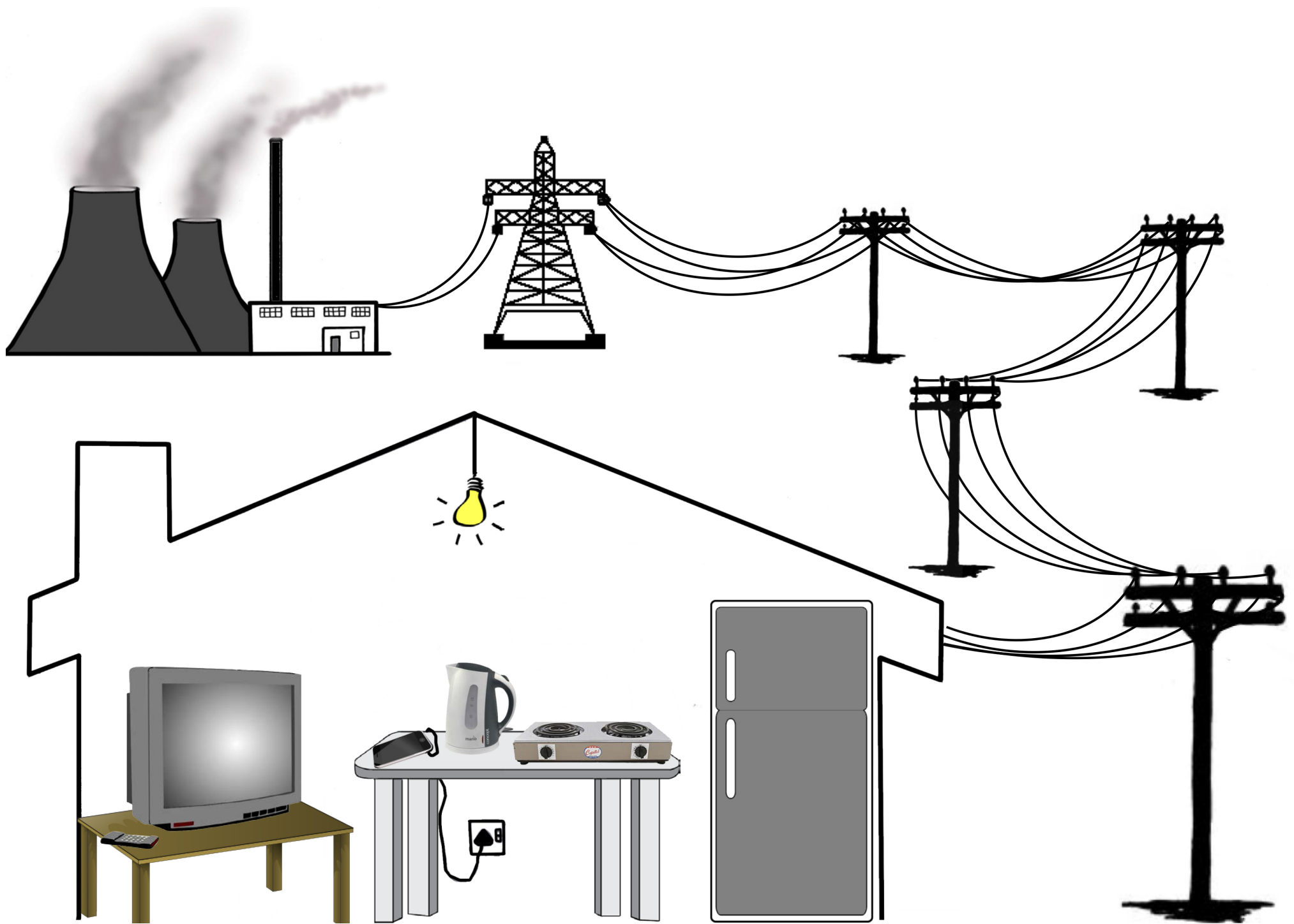


Workshop 1 - Outcomes

- **What CP is and how it affects the child's body.**
- **The different kinds, levels and patterns we use to describe children with CP.**
- **What can cause CP.**
- **Can CP be cured.**
- **Schooling for children with CP.**

CP


Cerebral Palsy





Things that happen to the mother that can cause CP:

- **Illness or infection**
- **Very high blood pressure**
- **Taking pills which could harm the baby**
- **Early labour**
- **Any situation where the baby cannot get out**
- **Having twins**
- **An accident that injures the baby's head**



Things that happen to the baby that can cause CP:

- **Born very early** (*before 8 months*)
- **Bleeding in the brain**
- **An infection in the brain**
(*meningitis or TB meningitis*)
- **Fitting soon after birth**



Things that do not cause CP:

- **Sex during pregnancy**
- **Emotional stress**
- **Angry ancestors**
- **Unfaithfulness in marriage**
- **Witchcraft**
- **Bad spirits**
- **Punishment from God**
- **Inherited from a family member**

Workshop 2 - Outcomes

- **What we mean when we say “Caring for a child with CP is a way of life”.**
- **How children with CP change over time.**
- **Helpful ways to put children with CP in different positions.**
- **Helpful ways to hold and move children with CP.**
- **How we can do everyday things in a way that is helpful to children with CP.**

Caring for a child with CP:

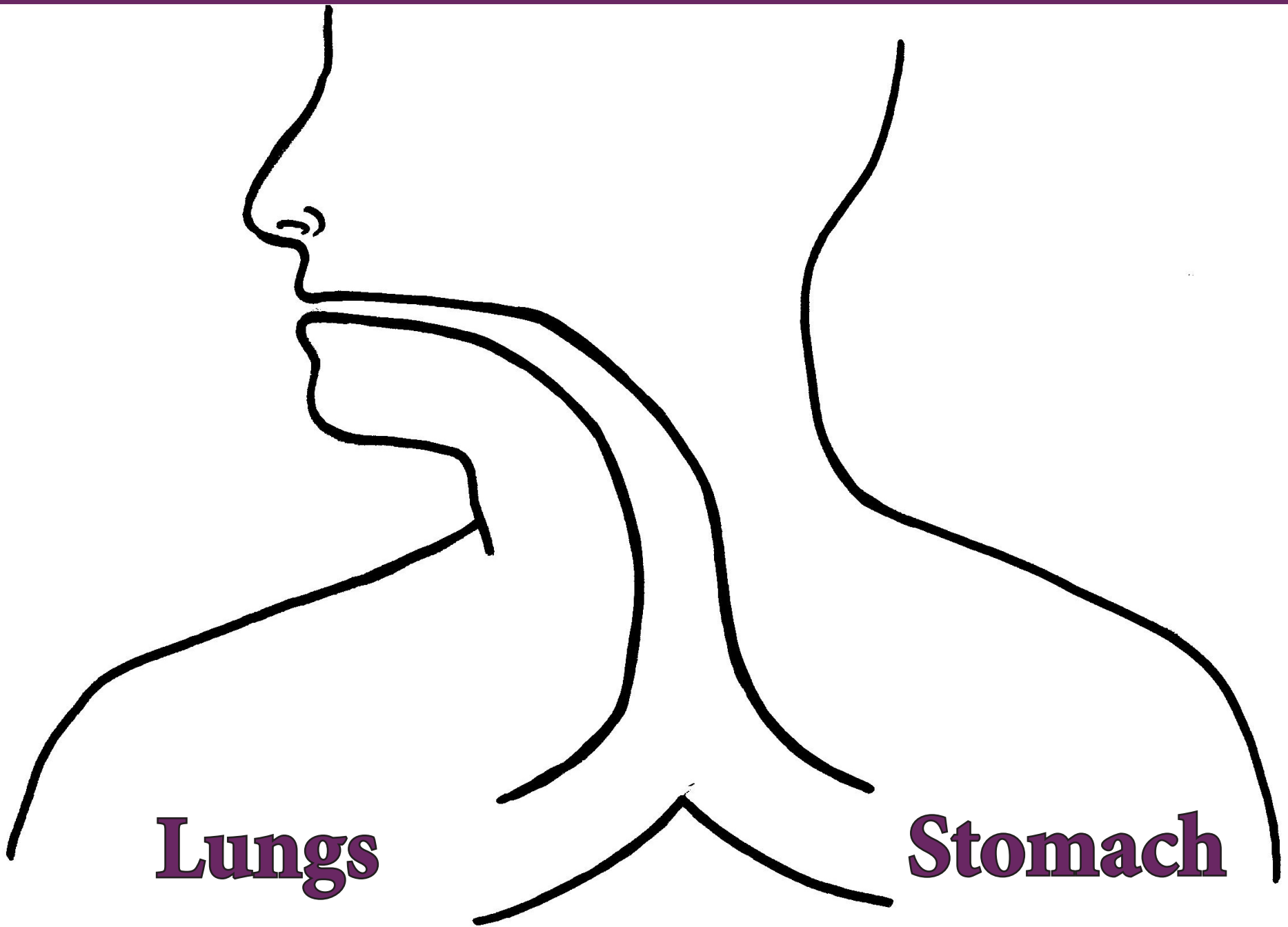
- **Move the child slowly and give them time.**
- **Do not force the child's body to move.**
- **Tell the child what you are doing.**

Caring for a child that pushes back or moves too much:

- **Stay in one position.**
- **Use small movements.**
- **Talk in a calm voice.**

Workshop 3 - Outcomes

- **How to best position a child with CP for feeding.**
- **Why it is important to feed a child with CP slowly.**
- **How to help a child with CP to eat better with a spoon.**
- **How to help a child with CP learn to chew.**
- **How to help a child with CP learn to drink from a cup.**
- **What is a healthy diet for a child with CP.**



Lungs

Stomach

The three food groups:

Energy foods:



Body-building foods:



Protective foods:



Junk foods:



Workshop 4 - Outcomes

- **What we mean by communication.**
- **The different ways we can communicate.**
- **How to help a child with CP to understand better.**
- **How to help a child with CP to talk better.**

Why a child with CP may have difficulties with communication:

- **They cannot talk.**
- **They struggle to express themselves.**
- **It can be difficult to understand what they are saying.**
- **Some children do not understand a lot because they are slow to learn.**
- **Some cannot talk, because they have problems with the muscles around their mouth.**

Questions:

1. Names:

What is the object called?

2. Describe:

What does it look like?

What does it feel like?

What does it taste like?

What does it smell like?

3. Actions:

What actions can we do with it?

Giving children a chance to talk:

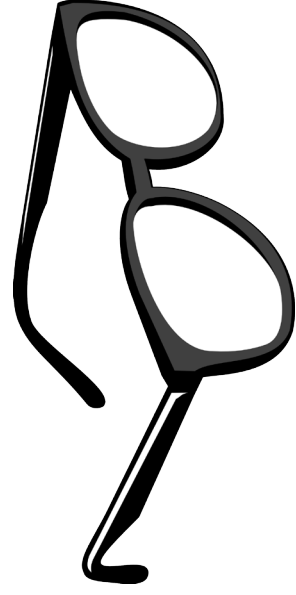
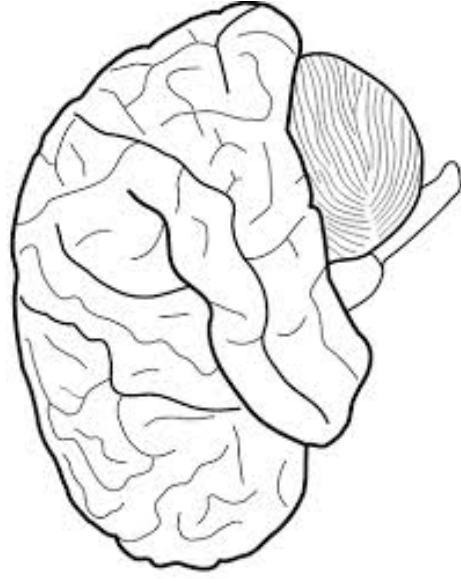





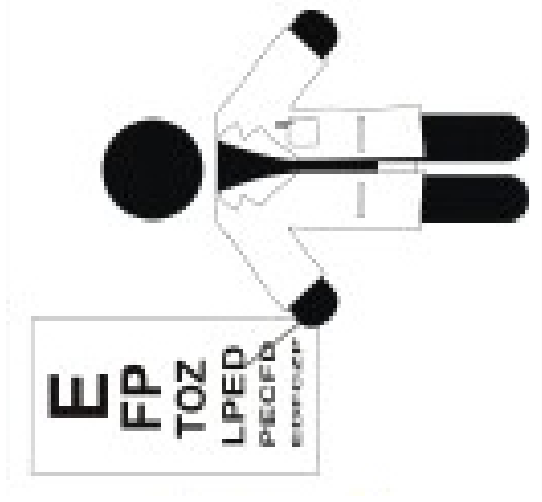
- **Know your child well and look for how they are trying to communicate.**
- **Call their name.**
- **Ask them questions.**
- **Do not give them instructions when playing.**
- **Respond every time.**

Giving children opportunities to choose:

- **If they can talk - “What would you like to eat?”**
- **If they cannot talk - give them a choice between two foods. They can either point, or they can use their eyes or their body to show you which one they want.**
- **If they can show yes/no - “Do you want meat?”**

Workshop 5 - Outcomes

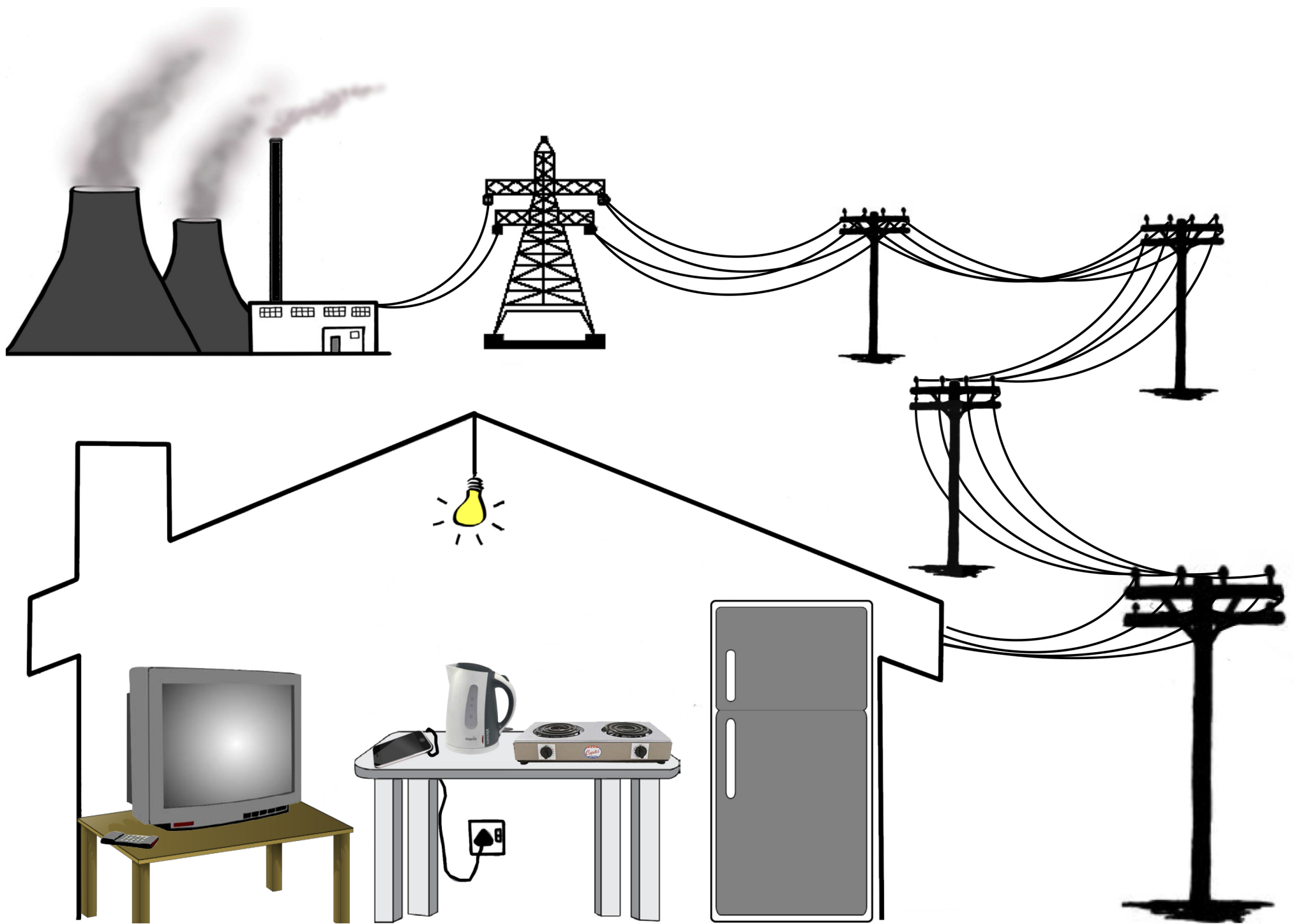
- **What does CVI stand for and what does it mean?**
- **How to know if a child has a CVI.**
- **How to help a child with a CVI.**
- **How we use what we learn today when we get home.**



CVI

Cerebral

Visual Impairment



Working with a child with a CVI:

- 1. The child must be positioned well.**
- 2. Make sure that it is quiet.**
- 3. Give the child breaks.**
- 4. Be patient.**
- 5. Use objects that the child knows well.**



